

Alrick 2300 Partner Bed

Order Form

Designed to cater to the individual needs of two users while maintaining a connected and cohesive design with shared end boards.



Form Information

Full Name

Contact

Date

Note: (\$) Indicates that there is an additional cost associated with the function, style, colour or accessory

Bed Requirements

Width (Custom Size available on request)

1800 mm (King Double)

Optional Features (\$)

USB Charger Port (Specify Quantity & side of bed)

Bluetooth Handset

Battery Backup



Central Locking Castors



CPR Backrest



Electric Vascular Support



Bed Design

Endboard Design

Laminate
Curve Style Endboards



Upholstered (\$) Jersey Headboard & Plain Footboard




Timber (\$) Eltham Style Endboards



Standard Colours

Laminate - Natural Oak



Upholstered - Ash (\$)




Upholstered - Ocean (\$)




Timber - Beech (\$)



Timber - Saddle (\$)



Timber - Burnt Walnut (\$)



Optional Accessories (\$)

StandEzy Hook
Bed Pole
(7-SE-HH)



StandEzy
Straight Bed Pole
(7-SE-SH)



Horizontal Rails
(7002HR)



Clamp on
Support Rail
(7-CLP-400-APO)



Combo
Grab Rail
(7-CGH)



Hi-Lo T-Bar
Buffer
(7-TBR4000)



Reading Light
(7-ABSL)



Self Help Pole
(7-ASHP/H)




I.V Pole
(7-AIVP)



HB200 Handset
(7-BT-4-HB200-2)



Foam Bolster -
Bed Extension
(7-BLR)



UPS Emergency
Power Supply
(7-UPS-EBPU-NH)



Cant find what you are looking for?

From specific proportions, to tailor made bed endboard styles and colours, we will have the solution for you. Whilst we will endeavour to accommodate all your requests, there may be some manufacturing and fabrication limitations which will not allow us to provide all requests in one bed combination. **View our Customisation Form!**

[Click here to view our Customisation Form >](#)