

Secura 2 Bed

Prescription Form

Providing dignity and comfort for all mental health patient in healthcare environments.



*Image for illustration purposes. The castors on the Secura 2 come with Twin wheel 125mm castor.



Form Information

Thank you for the opportunity to quote the Secura 2 for your facility. To ensure we quote exactly to your requirements, please tick each box accordingly & sign to approve. For any requests not listed, please note these in the Custom Requests section.

Full Name	Contact	Date
-----------	---------	------









Bed Requirements

	Single	King Single	Extra Wide
Overall Dimensions	920 x 2070 mm	1090 x 2070 mm	1220 x 2070 mm
Sleeping Surface Dimensions	900 x 200 mm	1070 x 2000 mm	1200 x 2000 mm
Height	390 - 830 mm	390 - 830 mm	390 - 830 mm
SWL	300 kg	300 kg	300 kg

Custom Dimensions


Length (mm)	
-------------	--

Optional Functions

Backrest 	Kneebreak 	Trendelenburg 	Battery Backup 
Central Locking Castors 	CPR Release 	Key Power Lockout 	Bluetooth Handset 
Cable Length (max 1000mm): Headboard to Power Point In the note section below: 1. Please specify height of power point from the floor. 2. Please specify where the power point is in relation to the bed (feel free to attach photo of the room).			

Bed Frame Design

Headboard - Curved Style (25mm headboard & 32mm footboard)

Natural Oak 	Oyster Grey 
--	--

Comments

Please note any custom requests or requirements that are not listed. Upon receiving these requests, we will assess if the request is possible and discuss these options further with you.

Approval

Full Name	
Organisation	Position
Mobile	Email
Signature	Date